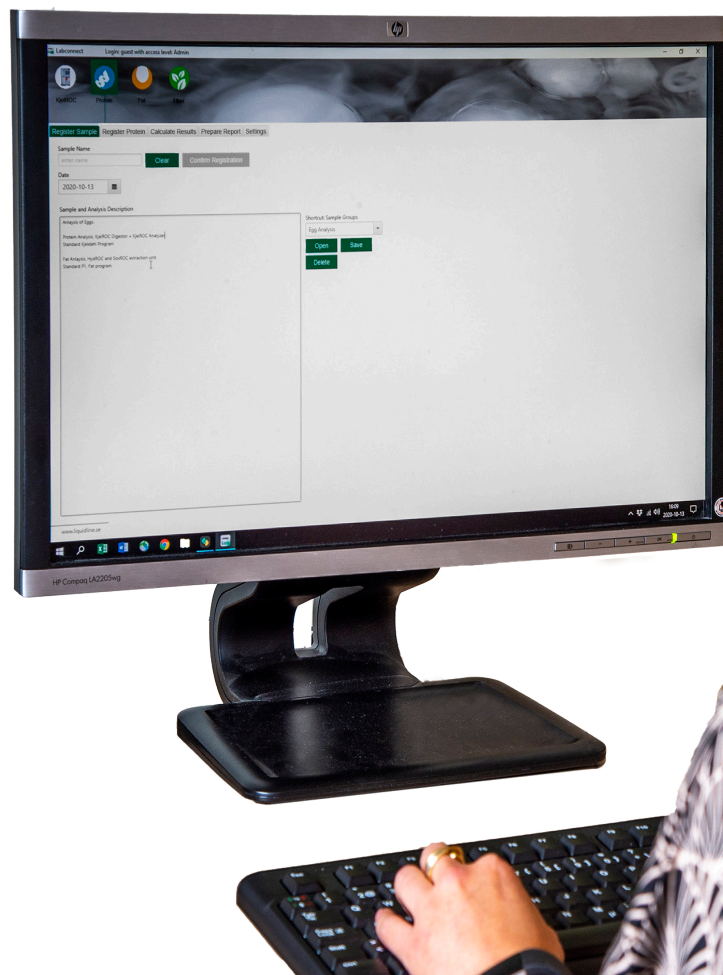


# OPSIS LiquidLINE LabConnect

Connect your Laboratory and  
Manage your Information



---

# WHY LABCONNECT?

All analytical laboratories should benefit from the advantages of modern information technology. With LabConnect software it is possible to make information management more efficient and compliant with regulations.

With OPSIS LiquidLINE LabConnect you can:

- Store all your analytical data in a digital format, compliant to regulations
- Make your daily routines more efficient
- Evaluate and compile your results
- Monitor your analyses in the lab


LabConnect is a good option for both small and large laboratories. For small laboratories it can be used instead of an expensive and complicated Laboratory Information System (LIMS). For large laboratories it offers an efficient way to manage daily work and share data in company-wide databases.

LabConnect can be installed with two different licenses

- The Full License gives access to all features of LabConnect
- The Standard License is similar to the full license, except that there is no analysis module to evaluate your results with statistical tools and you are limited to one method (select between Protein, Fat or Fiber).

## EFFICIENT DIGITAL WORKFLOW

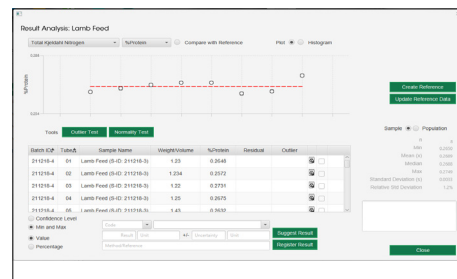
- Works with standard operating procedures, suitable for production as well as research laboratories
- Possible to register your samples, enter weights, import and analyze results and compile reports
- Complies to ISO 17025, GLP and other standards with login and audit trails



WORKFLOW THINKING. LabConnect IS DESIGNED TO FACILITATE YOUR CURRENT PROCEDURES DIGITALLY

## ANALYZE YOUR RESULTS\*

- Statistical information such as average, standard deviation and others
- Statistical tools to identify outliers, test for normality, trends, visualize and compare your sample results
- Compile results, using customized templates and more



ANALYZE ALL YOUR RESULTS WITH STATISTICAL TOOLS

## CONNECT YOUR LABORATORY

- Connect your OPSIS LiquidLINE instruments, balances, barcode scanners and label printers directly to LabConnect
- Export and Import information between LIMS systems and other instruments\*
- Monitor your instruments and get results in the laboratory and in your mobile phone

\* Requires LabConnect Full License



CONNECT YOUR LABORATORY. DIRECT TRANSFER OF WEIGHTS FROM YOUR BALANCE.

# BENEFITS

Digital transformation of your laboratory is easy with LabConnect. Use digital records, trace registrations and simplify all your calculations with one software. LabConnect is made for several different type of laboratories.

## FOR THE RESEARCH LABORATORY

Analyze your results, get graphical representation, check if your results has a normal distribution and identify outliers. It is also easy to select your data for further processing in Excel, export data to other computers or updating of instrument calibrations.

## FOR THE PRODUCTION LABORATORY


LabConnect is suitable when doing standard analysis. Compare your daily results with expected results or reference results. Can today's results be approved? It is easy to summarize your results, observe trends and get reports with selected samples between dates.

The possibility to manage different access levels in LabConnect makes it possible to control who has the right to enter or modifying results. LabConnect is CFR Title 21 Part 11 compliant and can be purchased with applicable qualification documents.


## FOR THE CONTRACT LABORATORY

With LabConnect you can easily summarize all results for a particular sample. What moisture, Ash and Protein content do you have for your sample? You can also import results from other instruments and methods as well. Of course you can customize your final report with your own logotype and text.

LabConnect makes it easy to get ISO 17025 and other certifications.



1. REGISTER SAMPLES/ IMPORT FROM LIMS
2. WEIGHTS DIRECTLY INTO LABCONNECT
3. RUN YOUR ANALYSIS
4. ANALYZE YOUR RESULTS\*
5. SHARE YOUR RESULTS/ EXPORT TO LIMS



## EFFICIENT DIGITAL WORKFLOW

LabConnect provides many features that you would expect from a standard LIMS system, but with more dedicated focus to make your daily routines in the laboratory more efficient. It can be used both as a replacement or as a complement to a LIMS system.

- Enter samples or import from your LIMS system, get weights from the balance or enter manually, import results from your OPSIS LiquidLINE instrument or enter manually, analyze all your data with statistical tools and compile customized reports
- Ensure a secure workflow inside LabConnect, instead of uncertain manual notes or Excel spreadsheets
- Built-in methods for Protein, Nitrogen, Fat, Extraction, Fiber, Ash and Moisture. It is also possible to register results from other user-defined methods such as HPLC, NIR etc\*
- LabConnect uses a secure and searchable SQL Database. All information is stored locally, inside your company.

\* Requires LabConnect Full License

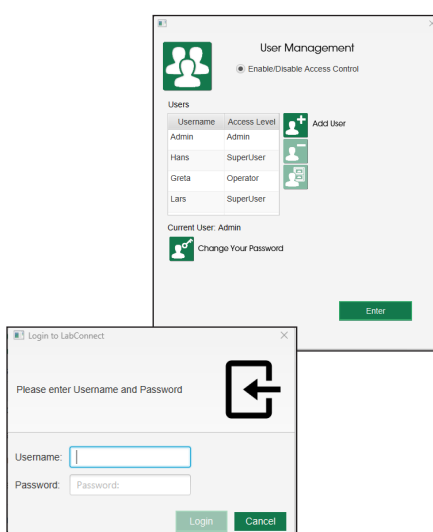


TRANSFER UTILITY ON IPAD TO TRANSFER WEIGHTS TO THE KJELROC ANALYZER

## ELECTRONIC DOCUMENTS COMPLIANCE

LabConnect GLP and CFR Title 21 modes facilitates compliance to ISO 17025 and CFR Title 21 Part 11 electronic document requirements. It is possible to activate login, define user access levels and export audit trails.

- Possible to get LabConnect IQ/OQ/PQ and CFR qualification documents
- Secure login features with automatic logout after a time period. Advanced User management with Administrator, Super-User and Operator levels
- Possibility to export an Audit Trail with documentation of all major events
- Secure signature of reports and no possibility to alter electronic records



## ANALYZE YOUR RESULTS\*

LabConnect is a complete solution for analyzing your results and compile final reports. LabConnect gives many possibilities.

- Select/deselect valid results for your final report. Statistical overview of your analysis with minimum-average-maximum values, standard deviation and relative standard deviation.
- An Advanced Analysis module with statistical tools. Use Grubbs, Extreme Studentized deviate (ESD) or Standard Deviation analysis to test for outliers. Use Shapiro-Wilk to test for normality. Use least square regression analysis to find trends in your data.
- Compare your results with reference data. Possibility to edit and update your reference data. Possibility to get visual representation with line- and barcharts.
- Define standard method references when compiling your results. Decide if your result should be presented with a Confidence interval or with a plus/minus value.
- Customize your reports with your own logotype and footer text. Summarize several analytical methods and results in one report.

\* Requires LabConnect Full License

ANALYZE FIBER RESULTS

ANALYZE FAT RESULTS

ANALYZE YOUR RESULTS USING STATISTICAL TOOLS\*

## CONNECT YOUR LABORATORY

LabConnect can connect to most devices in your laboratory. The software provides, among others, direct transfer of information to KjelROC analyzers, weights from your balance, codes from a barcode scanner and export using common data formats. You can even work with instruments from other manufacturers.

- Connect your KjelROC Analyzer/FiberROC and send weights and retrieve results
- Connect a balance to LabConnect, using a serial cable or Bluetooth
- Connect a barcode Scanner to facilitate batch registrations and reduce risk for errors
- Connect an OPSIS LiquidLINE Label printer to print QR codes with Sample ID and names, directly from the program
- Import samples from a LIMS system or Import results from other instruments. Export to other LIMS systems or save in Excel, .CSV or PDF formats. Print your results.
- Transfer Utility for iPhone/iPad. You can use the OPSIS LiquidLINE Transfer Utility for iPhone/iPad, to transfer information to a KjelROC



CONNECT A BARCODE SCANNER TO LABCONNECT AND USE THIS WHEN REGISTERING YOUR SAMPLES. THIS WILL REDUCE ERRORS AND SAVE TIME.

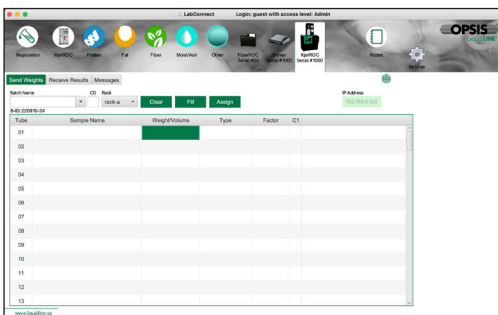


TRANSFER WEIGHTS FROM THE BALANCE TO LABCONNECT BY PRESSING A BUTTON. THIS WILL SAVE TIME.

## REMOTE MONITORING AND RESULTS

With LabConnect you can monitor your OPSIS LiquidLINE instruments inside the Laboratory or remotely via your mobile phone

- Follow an analysis and get instrument messages and results in LabConnect
- Let LabConnect forward alarms and results directly to your mobile phone. Messages regardless of where you are!
- Update settings and manage your OPSIS LiquidLINE instruments via LabConnect



GET MESSAGES FROM ALL YOUR CONNECTED OPSIS LIQUIDLINE INSTRUMENTS

## LABCONNECT SOFTWARE

| LabConnect Licenses                           |   |
|---|---|
| LabConnect Standard License                   | <ul style="list-style-type: none"> <li>- Select one method at installation                             <ol style="list-style-type: none"> <li>1. Transfer to KjellROC Analyzer and Protein method or</li> <li>2. Fat method or</li> <li>3. Fiber method</li> </ol> </li> <li>- Connect Balance, Barcode scanner, Label Printer, external Printer</li> <li>- Register Samples, Weights, Results</li> <li>- Export data to LIMS, PDF or Microsoft Excel</li> <li>- CFR Title 21 mode and IQ/PQ software test</li> </ul> |
| LabConnect Full License                       | <ul style="list-style-type: none"> <li>All features in LabConnect Standard License with the addition of</li> <li>- Access to all LabConnect methods (protein, fat, etc), including import of results from other instruments</li> <li>- Analysis Module with Statistical Tools</li> </ul>  |
| LabConnect Hardware and Software Requirements |   |
| Operating system                              | 64-bit Windows 10 or higher or macOS 10.15 or higher  |
| Processor and Memory                          | Processor CPU: Intel 6th Generation processor (or equivalent) Intel i3/i5/i7/i9<br>Memory RAM: 8 GB or better   |
| Harddisc                                      | 0.5 Gb for application (excluding database)   |

## TRANSFER UTILITY FOR IPAD/IPHONE

With the Transfer Utility software it is possible to register weights and receive results from your OPSIS LiquidLINE instruments. Transfer Utility is a separate software for iPhone/iPad that can be used for some of the tasks found in LabConnect. The software does not require a license.

|                  |  |
|------------------|--|
| Operating system | iOS on Phone or iPad   |
| License          | Free   |
| Features         | Send Weights and Receive data to a KjellROC Analyzer<br>Print to printer, using Airprint |

Opsis AB, Box 244  
 SE-244 02 Furulund Sweden  
 Telephone +46 46 72 25 00  
 Telefax +46 46 72 25 01  
 E-mail [info@opsis.se](mailto:info@opsis.se)  
[www.liquidline.se](http://www.liquidline.se)



*Specifications subject to change without notice*



LP 1015  
 2023 04